

IT'S ALL HERE...

Everything YOU NEED TO  
know before YOUR  
STUDENT visits THE



# Kentucky Gateway Museum Center



KENTUCKY  
GATEWAY  
MUSEUM  
CENTER

HOMESCHOOL

# Attendance Fees

Students . . . . .	\$2.00 each
Teacher/Adult. . . . .	Free
Additional adults in a reservation . . . . .	\$5.00

*School field trips are scheduled Tuesdays through Fridays.  
Memberships are not valid for school field trips.*

## To reserve your field trip:

Call Tuesday through Friday, 10 a.m. - 5 p.m.  
(606) 564-5865 ext. 108

## Museum Shop

Tours may include a stop in the Museum Shop, which has a variety of items in all price ranges.




## Photograph Policy

Photographs are not allowed inside the Museum Center.



## PRE-VISIT CHECKLIST




### Things to do before you leave home...

-  Check your confirmation sheet.
-  Put ID tag(s) on all students.
-  For security purposes, please remind students to leave all valuables at school, including backpacks, large purses, duffel bags, CD players, headphones, cell phones, pagers, candy and gum.

### Things to do when you arrive...

- Check in at the Admissions Desk.
- Picks up building maps at the Admissions Desk.

### Things to remember during your visit...

-  You receive a 10% discount in the Gift Shop when you book a visit.
-  Encourage all students to walk, read and enjoy.
-  Encourage curiosity and questions.

# CHAPERONE INFORMATION

## What is the role of the chaperone?

A chaperone is an adult who is actively responsible for the safety and behavior of a designated group of students while visiting the Kentucky Gateway Museum Center. Be an active participant with your students.



## Here are a few suggestions to help make your day enjoyable.

- If you have any questions, please ask for help.
- Encourage children to read exhibit labels and ask questions.
- Remind student(s) that running, climbing, chewing gum, eating and drinking are not allowed in the museum.
- Reinforce good behavior (i.e., "Thank you for walking.")
- Restrooms are available on all floors.



*"I had lots of fun, and I think I learned as much as the students did on this trip!"*

# MINIATURES GALLERY

## What are miniatures?

- A miniature is something smaller than in real life.
- Scale miniatures are miniatures with a particular defined size ratio.
- In addition to the common 1:12 scale (1"=1'), miniatures may be 1:24 scale, sometimes called 1/2 scale because it is one half of 1:12 scale. 1:48 is a smaller scale sometimes called 1/4 scale (1/4 of the regular 1/12 scale).
- Miniatures allow us to collect entire histories and worlds in a comfortable area.

## A BRIEF HISTORY OF MINIATURES

Tracing the history of miniatures starts with items that bore little resemblance to the toys and collector pieces of today. Earliest known miniature replicas date back to ancient Egypt, found within the tomb of Meketre. These wooden replicas of buildings, boats, animals, and people capture a glimpse of life in Egypt four thousand years ago. Some of these highly valued miniatures are located in the Metropolitan Museum of Art.

Throughout history, people have been fascinated by miniatures and have made tiny replicas of life-size objects for many different purposes.

- Ancient Greeks constructed models of temples before building.
- Toy-sized guns and armor guided Medieval armament manufacturers.
- Cabinet makers used miniature furniture as work samples.
- In the 18th century, dolls meticulously dressed in the latest European fashions were shipped to the New World so that colonial ladies could dress fashionably.
- Manufacturers frequently made small-scale prototypes of new products as part of the development process. This practice is still used today.



Miniatures originated in Germany in the 16th century. The most famous of those early displays were the Nuremberg Kitchens, tiny duplicates of people-sized kitchens frequently given to little girls as "educational toys" of their time.

Duke Albrecht V of Bavaria commissioned the first doll house of record, a four-story palace complete with ballroom, chapel and zoo. Intended as a gift for his daughter, it so pleased the Duke, that he immediately added it to his art collection.

## MINIATURES TODAY

Doll houses and their furnishings continue to intrigue both makers and collectors of all ages. Some of the more famous examples include Queen Mary's doll house in England and the Spencer House located in our Miniatures Gallery.

- Movie makers use miniatures in their movies. Complete towns, ships, and battles are created using this art form.
- Architects build miniature models to make sure their concept works.
- Engineers use miniature structures as a way to test for reliability.
- Museums use miniatures as a tool to present history.



Lewis and Clark Expedition

## A NEW WAY TO LOOK AT THE WORLD

Incredible artistry and craftsmanship make each miniature a superb work of art. The individual pieces and buildings invite students to appreciate the details of life—past, present or imaginary—from a powerful, new perspective.

A scavenger hunt is available to distribute before your visit. Dividing students into teams can be more fun and improve focus as they journey through the collection of thousands of 1/12 scale miniatures.



A Hobbit's House

## WORDS TO KNOW

Below is a list of words that would be helpful for your students to become familiar with before their visit.

Decorative Art - *art that is meant to be useful as well as beautiful, as ceramics, furniture, jewelry, miniature buildings and textiles.*

Model/Representation - *a standard or example for imitation or comparison. a representation, generally in miniature, to show the concept, construction or appearance of something.*

Replica - *any close or exact copy or reproduction. a copy or reproduction of a work of art.*

Vignette - *a brief scene; any small, pleasing picture or view.*

Room Box - *a display box used for three-dimensional miniature scale environments, or scale models.* Although the name would suggest room boxes generally only represent typical rooms such as those found in houses or other buildings (bedrooms, kitchens, offices, etc.), room boxes are used for all sorts of environments – exterior views as well as interior ones, realistic ones as well as fantastical ones.


# REGIONAL HISTORY EXHIBIT

The Buffalo Trace regional history exhibits in the Museum Center's historic Wormald Building depict the settlement of this area as far back as the Hopewell and Adena Indians.

There are actual artifacts and there are portrayals of historic scenes and structures that bring history to life for students. The core content of the curriculum can be enhanced here in many ways.



- A geology lesson with samples of limestone and fossils attached.
- A mammoth tusk and Indian artifacts dating back as far as 10,000 years.
- Two dioramas replete with miniature boats, buildings, and figures depicting the Limestone Landing in 1789 and the Maysville riverfront in 1850.
- Pioneer implements and drawings of forts and cabins.
- Tools of the trades of the early settlement days.
- Illustrations and implements from the Civil War.
- Exhibits that cover early industry, health, communications, recreation, and safety.
- Education is represented by photographs and implements.
- Timeline from 1650 through 2000 portrays interesting happenings in the area with photographs and text.
- An award winning orientation film of fifteen minutes is composed of still pictures and video that portray life in this area through the years. A fifteen minutes slide presentation of maps, buildings, and towns in Mason County is available on our 42 inch screen.



A scavenger hunt is available to distribute before your visit. Dividing students into teams can be more fun and improve focus as they journey through the exhibits.



## RESEARCH LIBRARY

This museum began as a public library 130 years ago, and we have an extensive research collection thanks to our first librarian, William D. Hixson. If your students want to know about anyone or anything in the seven-county region surrounding Maysville, the Genealogical & Historical Research Library at the Kentucky Gateway Museum Center is the place to start. From birth, marriage, deed or death records to city directories, diaries, tax lists, historical papers, business ledgers, and maps, our extraordinary collection sheds light on countless stories of the past 300 years. We welcome all who thirst for genealogical and historical knowledge to explore our records: 5,000 bound volumes, 7,000 manuscripts and documents, 20,000 photos and images, 92,000 cross-referenced subject headings in our reference files, 300,000 entries in the master name index, and 3,500 rolls of microfilm, including court records and local newspapers in this region.



## ART COLLECTION

Our gallery strikes a unique balance between history and fine art, depicting our rich heritage and beautiful countryside as interpreted by a remarkable group of painters, watercolorists, and craftsmen.



The paintings in our gallery are the work of acclaimed artists ranging from the Irish master William Craig to Maysville's own Aaron Corwine, a brilliant portrait painter whose career was cut tragically short by tuberculosis. Of course, Kentucky's most famous artist, Paul Sawyer, is represented, and the collection includes two of original his watercolors.

The gallery contains some surprises, too, including primitive oils from the brush of

Mason County native Mary Bruce Sharon, a Kentucky "Grandma Moses" with family ties to Mason County, and a lithograph by the legendary French artist Jean Francois Millet and the Swiss engraver of America Indian portraits, Karl Bodmer.

In addition to these artworks, you'll also find a rare collection of furniture and furnishings that highlight the contributions our region has made to the world's store of beautiful things.

# DIRECTIONS TO THE KENTUCKY GATEWAY MUSEUM CENTER

From:

Cincinnati ~ 65 miles  
Lexington ~ 65 miles  
Ashland ~ 86 miles

Coming from the north (Aberdeen, OH) turn right on 3rd St. off Simon Kenton Bridge then right onto Sutton Street.

Coming from the south (Lexington, KY area) on US 68, cross KY 9 (AA Highway) and turn left at the fourth stoplight onto Third Street. Turn right at second four-way stop onto Sutton Street.

From the AA Highway, turn north on US 68 at Hardee's/Best Western intersection and follow directions above.



## UNLOADING AND LOADING GROUPS

Buses can unload and load in front of the Museum Center.

## KENTUCKY GATEWAY MUSEUM CENTER HOURS

Closed Mondays  
Tuesday - Friday 10 a.m. - 5 p.m.  
Saturday 10 a.m. - 4 p.m.  
Sunday 1 p.m. - 4 p.m. Research Library is closed

**School Field Trips are encouraged to visit Tuesday - Friday.**

**KENTUCKY GATEWAY MUSEUM CENTER**  
215 Sutton Street  
Maysville, Kentucky 41056  
606.564.5865 • [communications@kygmc.org](mailto:communications@kygmc.org)  
[www.KYGMC.org](http://www.KYGMC.org)